

BARTRAM CHOICE

NEIGHBORHOOD PLAN

BARTRAM VILLAGE RESIDENT NEEDS ASSESSMENT SURVEY

Results

September 26, 2018

A detailed survey or Needs Assessment is an important part of the planning process. Bartram Village residents, community residents and local partners helped develop the questions for the Bartram Village Resident Survey so that they were tailored to the specific conditions of the Bartram Choice neighborhood. The survey asked questions regarding housing, children's education, employment and job training, personal health and wellness, the sense of safety, typical transportation patterns, and access to shopping and personal services. Over 200 residents filled out the survey on the day it opened

during a Summer Festival at Bartram Village in June 2018. PHA and WRT staff members attended the festival to assist residents with the surveys. A total of 260 households completed surveys by August 2018. Findings of the needs assessment as well as the Community Survey will be used by the Task Forces to identify what the Housing, People, and Neighborhood Plans should focus on as the planning process gets underway.



DEMOGRAPHICS - Section 1

1.1 Age **[249 respondents]**

a. Under 18	1	f. 55-64	40
b. 18-24	12	g. 65-74	11
c. 25-34	138	h. 75-84	1
d. 35-44	54	i. 85+	1
e. 45-54	45		

1.2 With which gender do you identify?

- a. Male **28 respondents or 11%**
- b. Female **229 respondents or 89%**

1.3 Race **[258 respondents]**

- a. Black **93.8%**
- b. White **2.33%**
- c. Asian **0%**
- d. Other **5.04%**

1.4 Do you consider yourself Hispanic or Latino? **[242 respondents]**

- a. Yes **3%**
- b. No **97%**

Please tell us about your household:

- 1.5 Number of people over 18: a. 0 **16** b. 1 **145** c. 2 **26** d. 3 **7** e. 4 **2**
- 1.6 Number of people under 18: a. 0 **29** b. 1 **56** c. 2 **50** d. 3 **31** e. 4 **11** f. 5 **1**
- 1.7 Ages of any household members under 18:
 - a. 2 or under **34**
 - b. 3 to 5 **59**
 - c. 6 to 12 **96**
 - d. 13 to 17 **48**
- 1.8 Number of disabled persons: a. 0 **67** b. 1 **49** b. 2 **3**
- 1.9 Number of those over 55: a. 0 **73** b. 1 **38** c. 2 **1**

1.10 In the next year, do you think your household will grow? **[252 respondents]**

- a. Yes **21%**
- b. No **79%**

1.11 What language is most often spoken in your home? **[257 respondents]**

- a. English **256 respondents or 99.6%**
- b. Spanish **4 respondents or 1.6%**
- c. Other **6 respondents or 2.3%** "ASL" "French" "Arabic"

What is the highest level of your education for the adults in your household? (Note: Children's education will be addressed later in the survey.) Please check highest level.

	1.12 Head of Household [248 respondents]	1.13 Adult #2 [25 respondents]	1.14 Adult #3 [6 respondents]
a. 8th grade or less	3%	4%	17%
b. Some high school	21%	48%	50%
c. High school degree or GED	47%	24%	17%
d. Some college/higher education	23%	16%	17%
e. Associate's degree	4%	0%	0%
f. Bachelor's degree	2%	8%	0%
g. Master's degree or more	1%	0%	0%

HOUSING - Section 2

2.1 What type of housing would your household most like to live in? (Choose one) **[255 respondents]**

- a. Townhouse **83%**
- b. Multi-family mid-rise (four stories or less) **8%**
- c. Senior-only mid-rise building (four stories or less) **6%**
- d. Mixed-use residential building with non-residential space on first floor (such as daycare, pre-school, community room, retail, office, etc.) **3%**

2.2 What type of housing would you most like to see on the site of a redeveloped Bartram Village? (Choose one) **[255 respondents]**

- a. All affordable housing **56%**
- b. Affordable housing with some workforce housing **18%**
- c. Mixed-income housing (affordable, workforce and market-rate housing) **26%**

- 2.3 Does your household have any special housing needs? **[244 respondents]**
- a. Accessible housing for those with disabilities **19%**
 - b. Housing for hearing and/or visually impaired **2%**
 - c. Other **4%** “safe, low to the ground” “Not at this time” “Myself and my child have asthma” “Both options above selected and Rubatorie Arthritis issue” “accessible housing and housing for hearing/visually impaired” “laundry/windows” “Only want to move to a townhouse (not more apartments), if the neighborhood is being redeveloped.” “Only able to have two floors due to asmatic child” “no response” (2)
 - d. Not applicable **75%**

2.4 If you need to move temporarily while Bartram Village is being redeveloped, would you like to return to the redeveloped site into new housing when it is complete? **[250 respondents]**

- a. Yes **68%**
- b. No **32%**

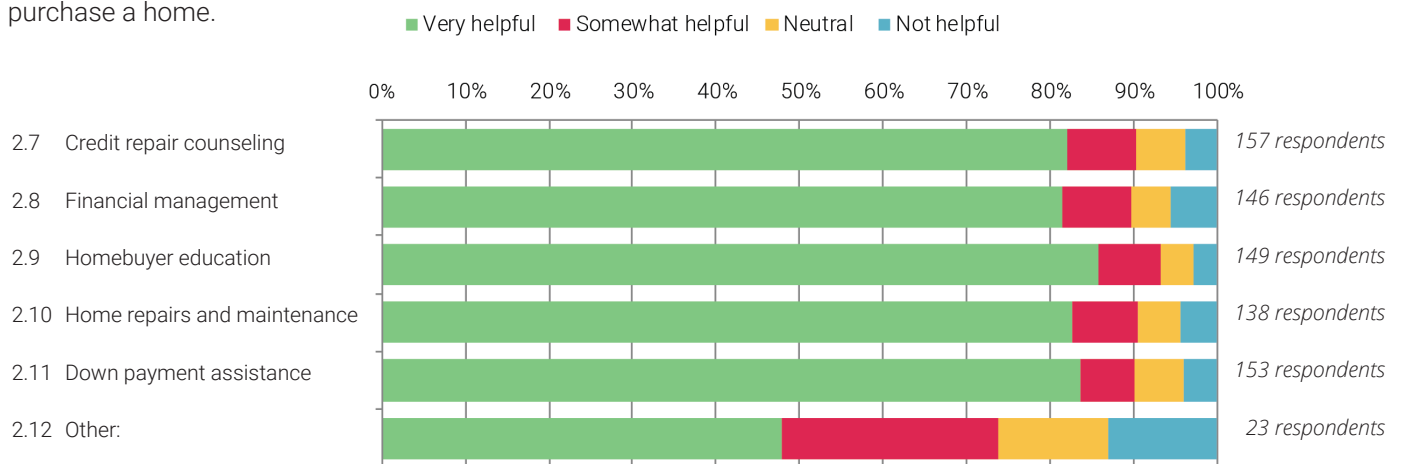
2.5 If you need to move temporarily while Bartram Village is being redeveloped, would you like to remain in the immediate neighborhood? (Please see neighborhood boundary on cover.) **[243 respondents]**

- a. Yes **57%**
- b. No **43%**

2.6 Are you interested in working toward buying a home in the next few years? (If no, skip to next section.) **[248 respondents]**

- a. Yes **69%**
- b. No **31%**

If yes, please let us know if the following programs would provide the information and assistance needed to purchase a home.

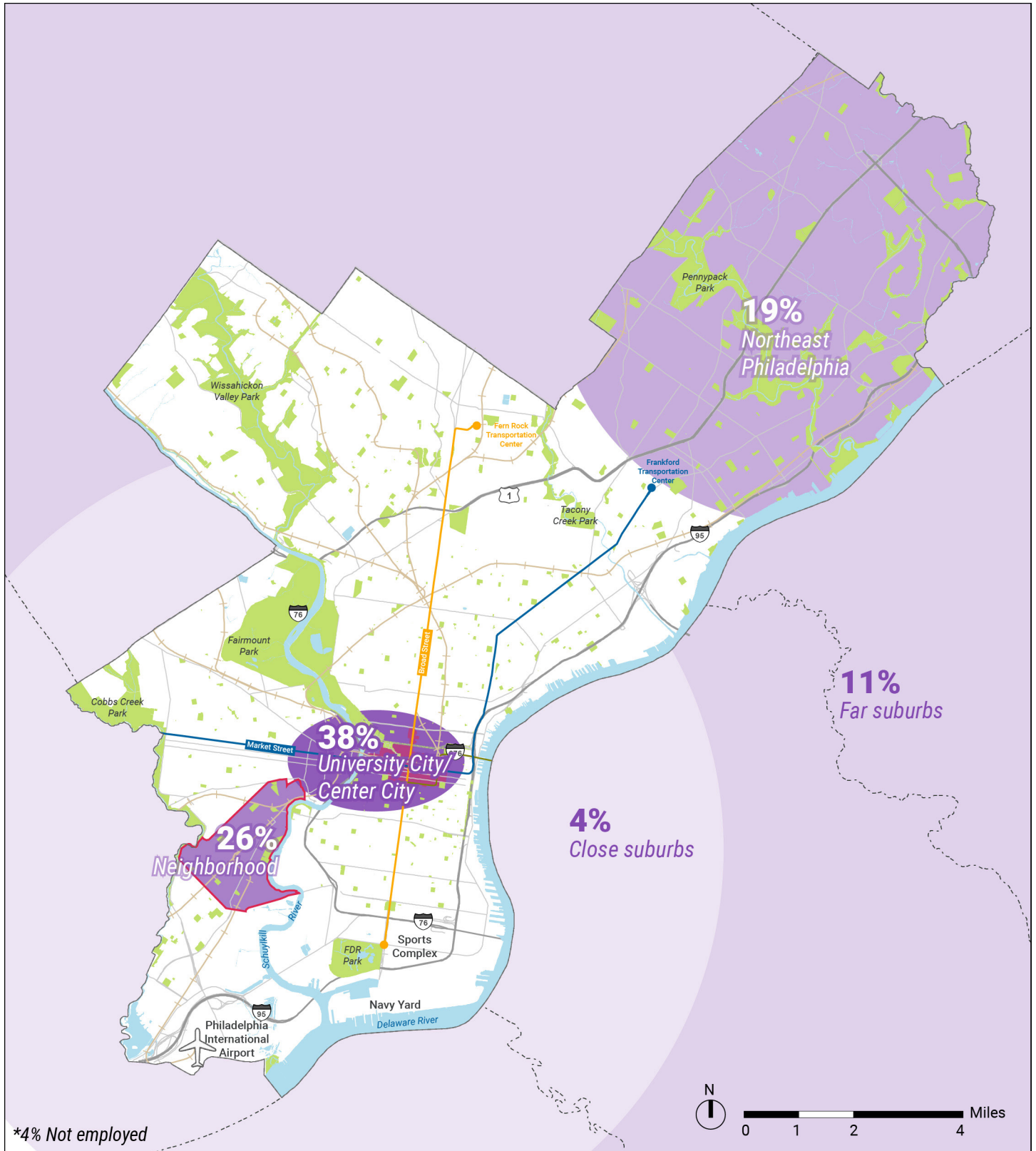


“savings and schooling” “Help toward moving around transportation” “Affordable Housing” “anything helpful in this case” “career training” “garage for car, handicap accessible housing” “Mortgage Counseling”

EMPLOYMENT - Section 3

- 3.1 What is your current employment status? (Choose one) **[257 respondents]**
- a. Employed, full-time **15%**
 - b. Employed, part-time **19%**
 - c. Employed, multiple part-time jobs **1%**
 - d. Employed, part-time, and looking for full-time work **1%**
 - e. Unemployed, looking for a job **25%**
 - f. Unemployed, not looking for a job **4%**
 - g. Retired **6%**
 - h. Unable to work **28%**
- 3.2 If unemployed, how long as it been since you had a job? **[165 respondents]**
- a. Less than 6 months **15%**
 - b. 6 months to a year **13%**
 - c. More than a year **28%**
 - d. Not applicable **35%**
- 3.3 If you are employed, where do you work? **[85 respondents]**
- a. In the Bartram Choice neighborhood **26%**
 - b. Center City / University City **38%**
 - c. Northeast Philadelphia **19%**
 - d. Close suburbs (Bala Cynwyd, Cherry Hill) **4%**
 - e. Far suburbs (King of Prussia, Plymouth Meeting, Abington, West Chester, Wilmington) **11%**
 - f. I am not employed **4%**

Where are Bartram Village residents working?



- 3.4 If employed, what best describes type of work you do? (Choose one) **[91 respondents]**
- a. Trades (plumbing, HVAC, carpentry, electrical, construction) **2%**
 - b. Retail/food service **23%**
 - c. HR/Customer service **8%**
 - d. IT/computers **1%**
 - e. Nursing/health care **34%**
 - f. Education **4%**
 - g. Manufacturing **2%**
 - h. Transportation/Utilities **2%**
 - i. Public Administration **0%**
 - k. I am not employed **0%**
 - j. Other **20%** "law enforcement" "housekeeping" (5) "security" "field supervisor for PHA summer food program" "police crossing guard" "Airport" "Child care" "dietary aide" "no response" "CDL" "Office cleaner" "custodial" "stylist"
- 3.5 Which of the following programs would be most beneficial to you? (Check all that apply) **[225 respondents]**
- a. Literacy training on site at Bartram Village **54 respondents**
 - b. Completing your high school degree through a GED / high school equivalency program on site at Bartram Village **52 respondents**
 - c. Continuing education leading to a job-related certificate or degree program **71 respondents**
 - d. Re-entry assistance **24 respondents**
 - e. Technology training / computer skills **54 respondents**
 - f. On-the-job training/internships **64 respondents]**
 - g. Job fairs **82 respondents**
 - h. Career Counseling / Mentoring **43 respondents**
 - i. A rent freeze program for the first year of employment **72 respondents**
 - j. Small business loans **70 respondents**

- 3.6 Which of the following job training programs would interest you? (Check all that apply) **[243 respondents]**
- a. Vehicle maintenance **31 respondents**
 - b. Customer service **61 respondents**
 - c. Nursing/health care **102 respondents**
 - d. Coding/Information technology/computers **38 respondents**
 - e. Law enforcement **32 respondents**
 - f. Plumbing / Electrical **23 respondents**
 - g. Carpentry / Construction **25 respondents**
 - h. Cooking **75 respondents**
 - i. Pharmaceuticals **32 respondents**
 - j. Small business / entrepreneurship **51 respondents**
 - k. I am not interested in job training programs **52 respondents**
 - i. Other **11 respondents** “Retail” “social work” “disabled- specific job training”
 “sports management” “Nursing” “employment (PHA)” “health/wellness” “cant work”
 “Furthering my education” “Currently in school for automotive” “CDL”
- 3.7 What are some of the reasons that people in the neighborhood struggle to get a job or stay employed? (Choose top 3) **[230 respondents]**
- a. Having a handicap or disability or caring for someone with a disability **67 respondents**
 - b. Not enough transportation options to get to jobs **50 respondents**
 - c. Issues finding childcare **97 respondents**
 - d. Difficulty reading **25 respondents**
 - e. Difficulty speaking English fluently **10 respondents**
 - f. Not enough education for available jobs **63 respondents**
 - g. Lacking the skills needed for available jobs **73 respondents**
 - h. Not enough job opportunities in the local area **61 respondents**
 - i. Difficulty finding available jobs **38 respondents**
 - j. Criminal history **88 respondents**
 - k. Legal issues (such as citizenship) **20 respondents**

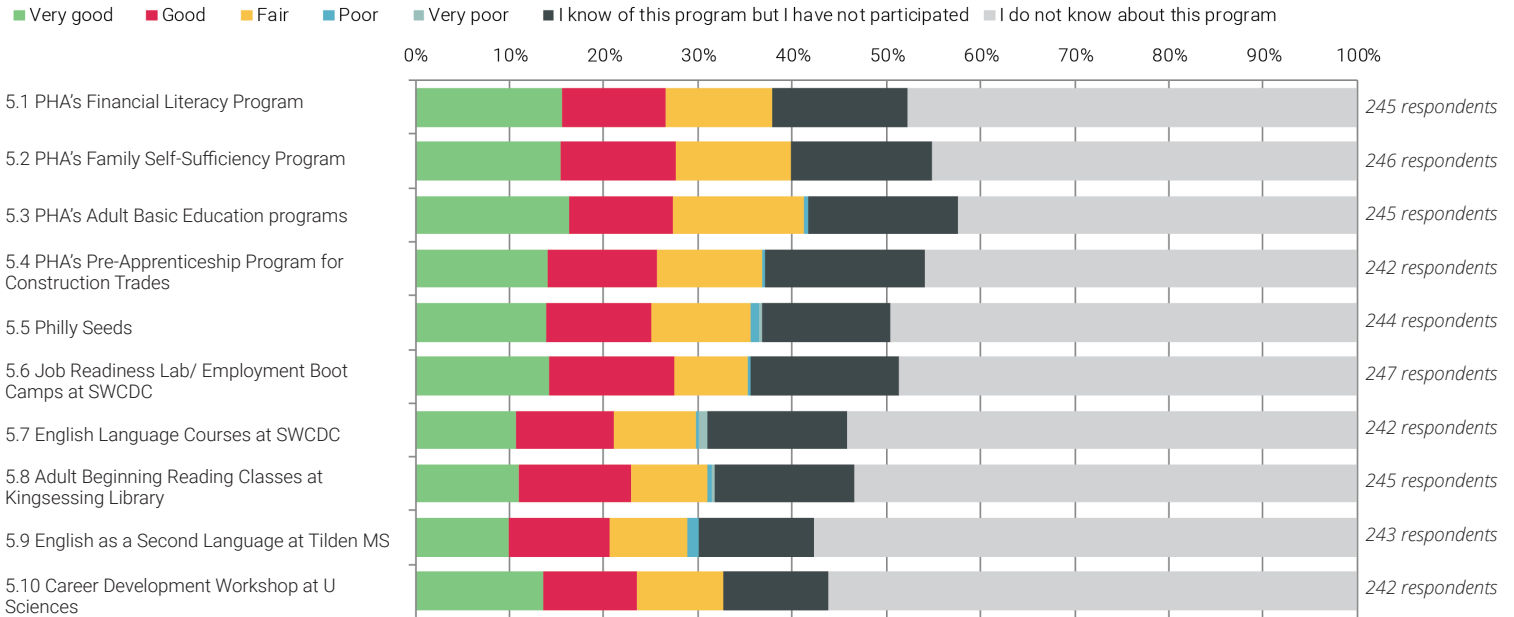
- 3.8 Do you receive any of the following public benefits? (Check all that apply) **[230 respondents]**
- a. SNAP/WIC **175 respondents**
 - b. TANF **63 respondents**
 - c. SSI **92 respondents**
 - d. Unemployment Compensation **3 respondents**

TECHNOLOGY AND COMMUNICATIONS - Section 4

- 4.1 Do you have a computer with internet access at home? **[254 respondents]**
- a. Yes **22%**
 - b. No **78%**
- 4.2 If yes, is it fast enough?
- a. Yes **10%**
 - b. No **24%**
 - c. Not applicable **66%**
- 4.3 If your internet needs are not met at home, how do you and members of your household access the internet? (Check all that apply) **[247 respondents]**
- a. Cell phone **191 respondents**
 - b. Tablet or other similar device **36 respondents**
 - c. In a local computer lab (library, community center, etc.) **45 respondents**
 - d. This does not apply to me/my household **27 respondents**
- 4.4 How do you typically find information about your neighborhood? (Check all that apply) **[249 respondents]**
- a. Word of mouth, friends, family **183 respondents**
 - b. Local newspapers/newsletters (such as *Southwest Globe Times*) **91 respondents**
 - c. Internet/social media **66 respondents**
 - d. Email announcements **23 respondents**
 - e. Text message announcements **28 respondents**
 - f. Local television **51 respondents**

LOCAL SUPPORTIVE SERVICES - Section 5

Please rate the quality of any of the services you have used or programs that you have participated in:



5.11 What types of services (job placement, English as a Second Language, literacy classes, re-entry support, resume assistance, computer training) do you feel are missing in the neighborhood that you would like to have access to?

"None we have these things" "job ready programs" "grants for school, for any age" "Computer training" (6)
 "beginning computer classes" "job training" "none" (5) "n/a" (5) "computer engineering, etc." "I don't know
 about the services missing in the neighborhood" "all programs are beneficial" "job placement programs for
 individuals with special needs and seniors" "Medical, groceries" "help for people who cannot get a job because
 of a criminal record" "job placement" (11) "resume assistance" (3) "Resume workshop" "Literacy classes" (3)
 "free wifi" "Computer lab being open Monday, Friday and Weekends (9-5pm)" "additional housing" "Financial
 literacy and youth (teen) mentorship" "Neighborhood watch" "career fairs" (2) No response (20) "A program
 that prepares you for interviews so you're more likely to get the job." "work force programs for 18 -25 men and
 women programs" "How to move from rent to own & how to work the new phones & tads" "re-entry support"
 (2) "help with getting out of the house- programming" "all of the above" "when the programs are offered,
 that they are consistent" "basketball programs, talent shows, youth engagement" "more hha-dcw programs"
 "marketing" "secondary language" "career development workshop"

HEALTH, WELLNESS, & NUTRITION - Section 6

6.1 Do you have health insurance? **[254 respondents]**

- a. Yes **96%** b. No **4%**

6.2 Do your children have health insurance? **[252 respondents]**

- a. Yes **72%** b. No **4%** c. Not applicable (I do not have children under 21) **24%**

6.3 If you or your children do not have health insurance, why don't you? **[201 respondents]**

- a. Cost **3%**
- b. I (we) am not sure how to get insurance **1%**
- c. I (we) have had difficulty being approved for health insurance **1%**
- d. I (we) do have insurance **90%**
- e. Other **5%** "Snap" "not applicable" (3) no response (5) None (2)

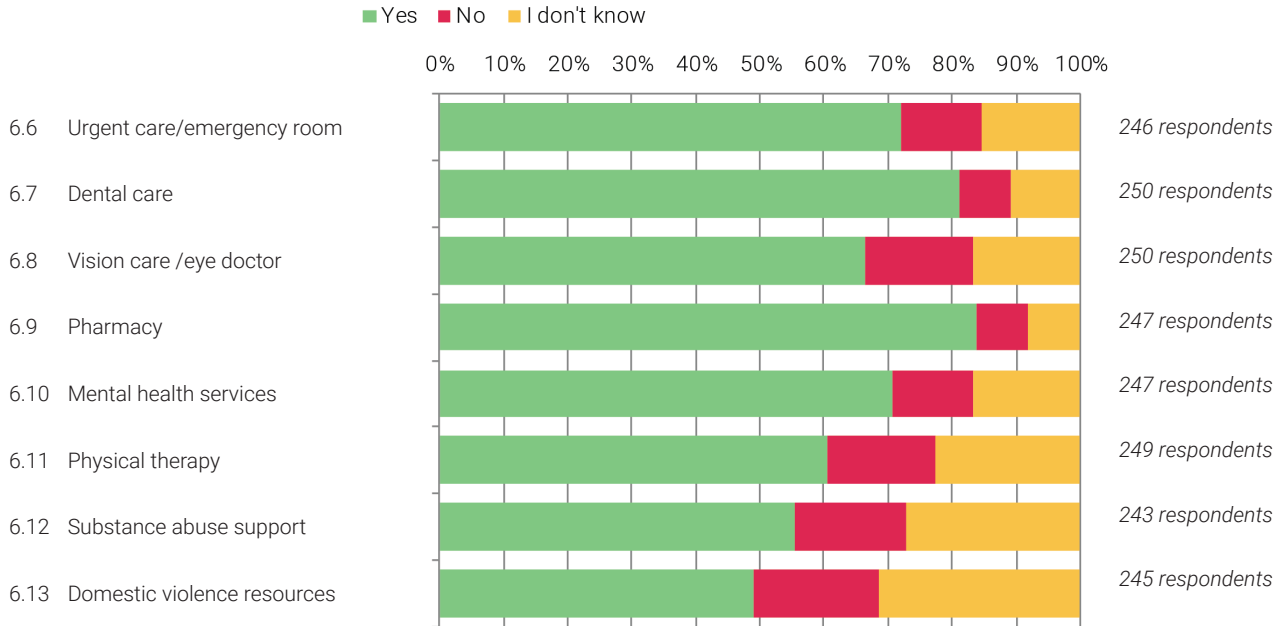
6.4 Has anyone in your household been diagnosed with any of the following health conditions? (Check all that apply)
[251 respondents]

- | | |
|--|---|
| a. Asthma/breathing issues 110 respondents | f. Depression, anxiety, post-traumatic stress 75 respondents |
| b. Heart disease 12 respondents | g. High blood pressure 72 respondents |
| c. Diabetes 32 respondents | h. Lead poisoning 4 respondents |
| d. Cancer 8 respondents | i. Obesity 21 respondents |
| e. Arthritis 56 respondents | k. Not applicable 60 respondents |
| j. Other 34 respondents "brain tumor" "mold" "Multiple things" "DVT" "Migraines" (2) "Anemia"
"Schizophrenia" "glaucoma" "knee replacement" "stroke"(2) "autism"(2) "Multiple Sclerosis"(2)
"graves disease"(2) "ADD/ADHD" (4) "PTSD" "fibromyalgia" "sleep disorder" "n/a"(2) "lung disease"
"Govt" "trigger finger carpal tunnel" "no response"(2) "pre-diabetic" "seizures" | |

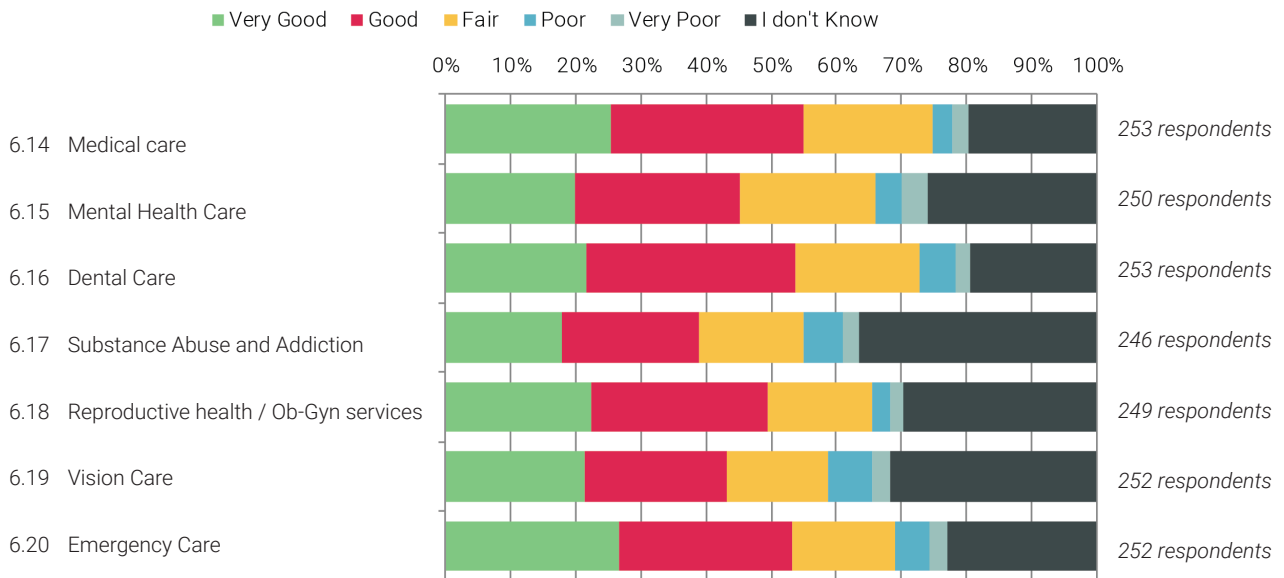
6.5 Do you have a primary care doctor or office to visit when you need health care? (This does not include an Emergency Room, Urgent Care or city clinic.) **[233 respondents]**

a. Yes **90%** b. No **10%**

Are the following services available in your neighborhood?



How would you rate the quality of the following services in the neighborhood?



6.21 How do you think the quality of your healthcare could be improved?

- a. Locating more healthcare facilities in the neighborhood **124 respondents**
- b. Extending the hours of health-related facilities in the neighborhood **90 respondents**
- c. Providing a shuttle to major medical facilities **98 respondents**
- d. Employing staff at healthcare facilities who I can relate to **56 respondents**
- e. Other **18 respondents** no response (12) "I go to U. Penn" "providing the correct care"
"really not sure of this time" "my healthcare is with Penn Medicine" "better/ newer facilities"
"I don't go to the doctors down here"

6.22 During a regular week, are there times that you find there is not enough food to eat in your household?

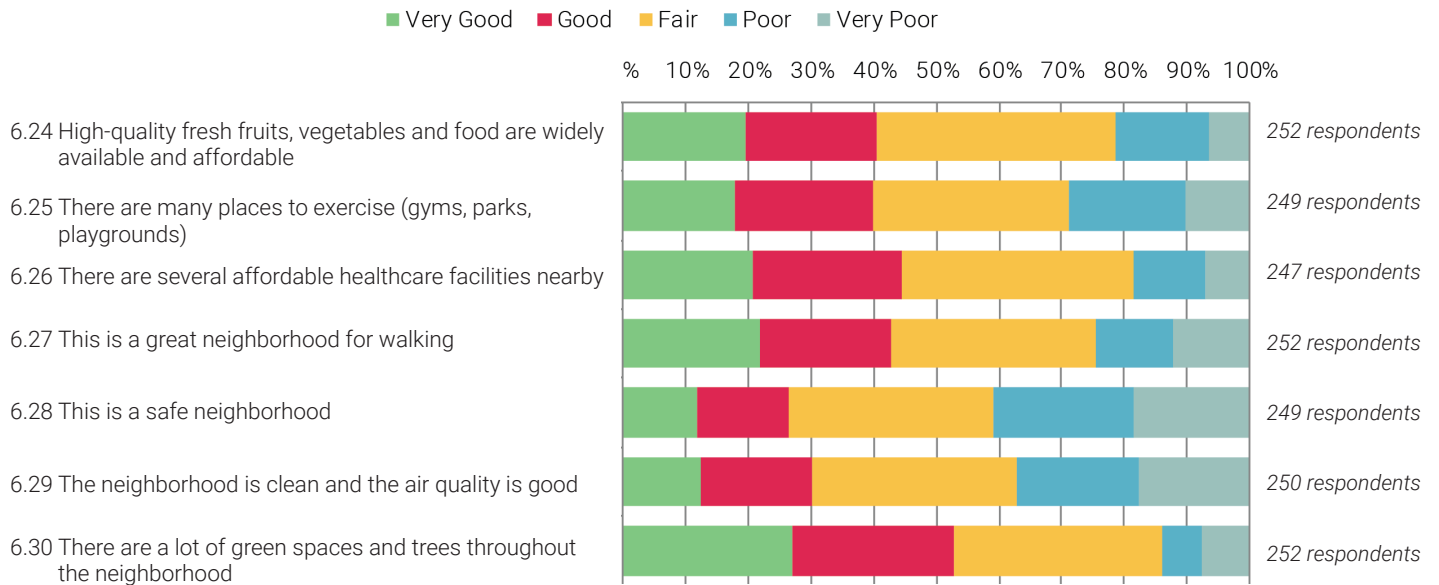
[252 respondents]

- a. Never **60%**
- b. Yes, about once or twice a week **29%**
- c. Yes, 3-4 times a week **6%**
- d. Yes, 5 times or more **5%**

6.23 What are some of the reasons that you have not had enough food to eat in the last 30 days? **[233 respondents]**

- a. It is too difficult to get to the store **28 respondents**
- b. I/we don't have enough money to purchase food **49 respondents**
- c. There isn't enough time to shop or cook **11 respondents**
- d. This doesn't apply to me **142 respondents**
- d. Other **12 respondents** no response (4) "refrigerator problems" "Stamps got cut but we ok!! :)"
"no good stores in the neighborhood" "no snap" "transportation" "traveled outside of home"
"...at...on wh..." "Rising food prices"

How would you rate the health of the neighborhood?



6.31 What would make it easier for people to exercise in the neighborhood? (Choose top 3) **[233 respondents]**

- a. New local gym/indoor fitness locations nearby **171 respondents**
- b. Easier access to the Schuylkill River Trail and neighborhood parks/rec centers **68 respondents**
- c. More bicycle and pedestrian trails **57 respondents**
- d. A greater feeling of safety **115 respondents**
- e. Better, brighter lighting on main streets **79 respondents**
- f. Bike sharing facilities nearby **42 respondents**
- g. More opportunities for river-related activities such as kayaking, fishing, etc. **38 respondents**
- h. Other **12 respondents** no response (2) "bicycle race course" "Little to no cost"
 "Nutrition a Whole Foods market in the area and mandatory nutrition classes 1x a month"
 "we have to find a way to motive others" "shenanigans" "less trash/glass in streets for biking"
 "Getting of their a**es (butt)" "more police/community engagement/conversations" "yoga & aquatics"
 "Safer"

Have you or anyone in your household participated in any of the following activities? **[250 respondents]**

- 6.32 Biking, walking or jogging on the Schuylkill River Trail **47% Yes 53% No**
- 6.33 Attending a Healthy Cooking Workshop at Kingsessing Library **20% Yes 80% No**
- 6.34 Participating in health screenings / health fairs in the neighborhood **36% Yes 64% No**
- 6.35 Purchasing fresh fruits or vegetables at Sankofa Farm at Bartram's Garden **47% Yes 53% No**
- 6.36 Dance for Health at the Common Place **17% Yes 83% No**
- 6.37 Going to fitness classes at Kingsessing Rec Center **19% Yes 81% No**
- 6.38 Growing your own vegetables on a garden plot at Sankofa Farm at Bartram's Garden **20% Yes 80% No**
- 6.39 Kayaking/boating on the river at Bartram's Garden **28% Yes 72% No**

EDUCATION - Section 7

7.1 Do any children under age 5 live in your household? **[255 respondents]**

- a. Yes **69 Respondents, 27%**
- b. No **186 Respondents, 73%**

7.2 Do your children under 5 participate in any of the following early childhood education programs? **[57 respondents]**

a. Head Start / Early Head Start **49% [28 respondents]**

71 & Grays, Ken Crest (2), Woodland Academy (2), Universal Kids Day Care, Brightside

b. Formal home-based program **9% [5 respondents]**

c. Pre-K program through local church **7% [4 respondents]**

d. Pre-K program through another religious organization **4% [2 respondents]**

e. Informal care (family members, neighbors, informal playgroups) **12% [7 respondents]**

f. Daycare: **25% [14 respondents]**

Arising Future Scholars, Brightside (3), Discovery Kids, Multiculture, Smart Start Academy,

Universal Kids (2), Woodland Academy

g. Other: **21% [12 respondents]**

**"No" "Only 6 months of age" "N/A" "at home" "waiting for an opening" "none (3)" "early child services"
"not old enough" "pre school"**

7.3 How would you rate the quality of these early childhood education programs? **[61 respondents]**
 a. Very good **34%** b. Good **36%** c. Fair **20%** d. Poor **8%** e. Very poor **2%**

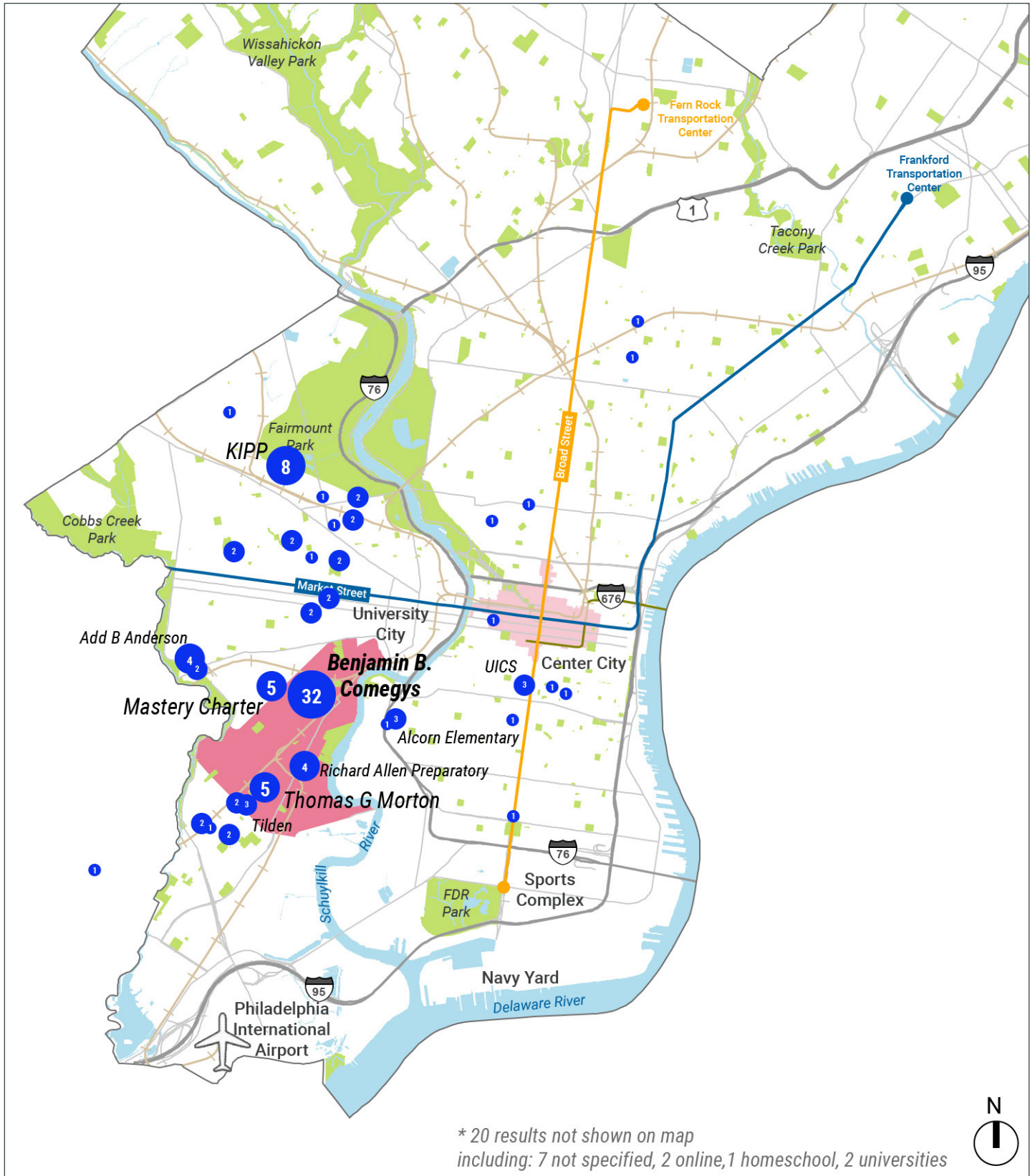
7.4 If your children under 5 do not participate in a pre-school program, why don't they? **[43 respondents]**
 a. Cost **28%**
 b. Not enough spaces available **9%**
 c. Only available facilities are too far away **2%**
 d. I can't find a safe, quality pre-school program **26%**
 e. Other **35%** no response (7) "Daycare" "Just moved" "Only 6 months of age" "i dont know"
 "Homeschooled" "not old enough" "Space left blank" "cost and I can't find a safe, quality pre-school program"

7.5 Do any children ages 5 to 19 live in your household? **[255 respondents]**
 a. Yes **54%** b. No **46%**

7.6 Are they enrolled in any of the following? [Please note where they go to school]

	Child 1	Child 2	Child 3
a. Elementary School	71%	48%	24%
b. Middle School	15%	18%	29%
c. High School	11%	27%	24%
d. GED program	1%	0%	0%
e. Vocational or tech school	0%	2%	0%
f. 2- or 4-year College	2%	0%	5%
g. Not enrolled in school	0%	5%	19%

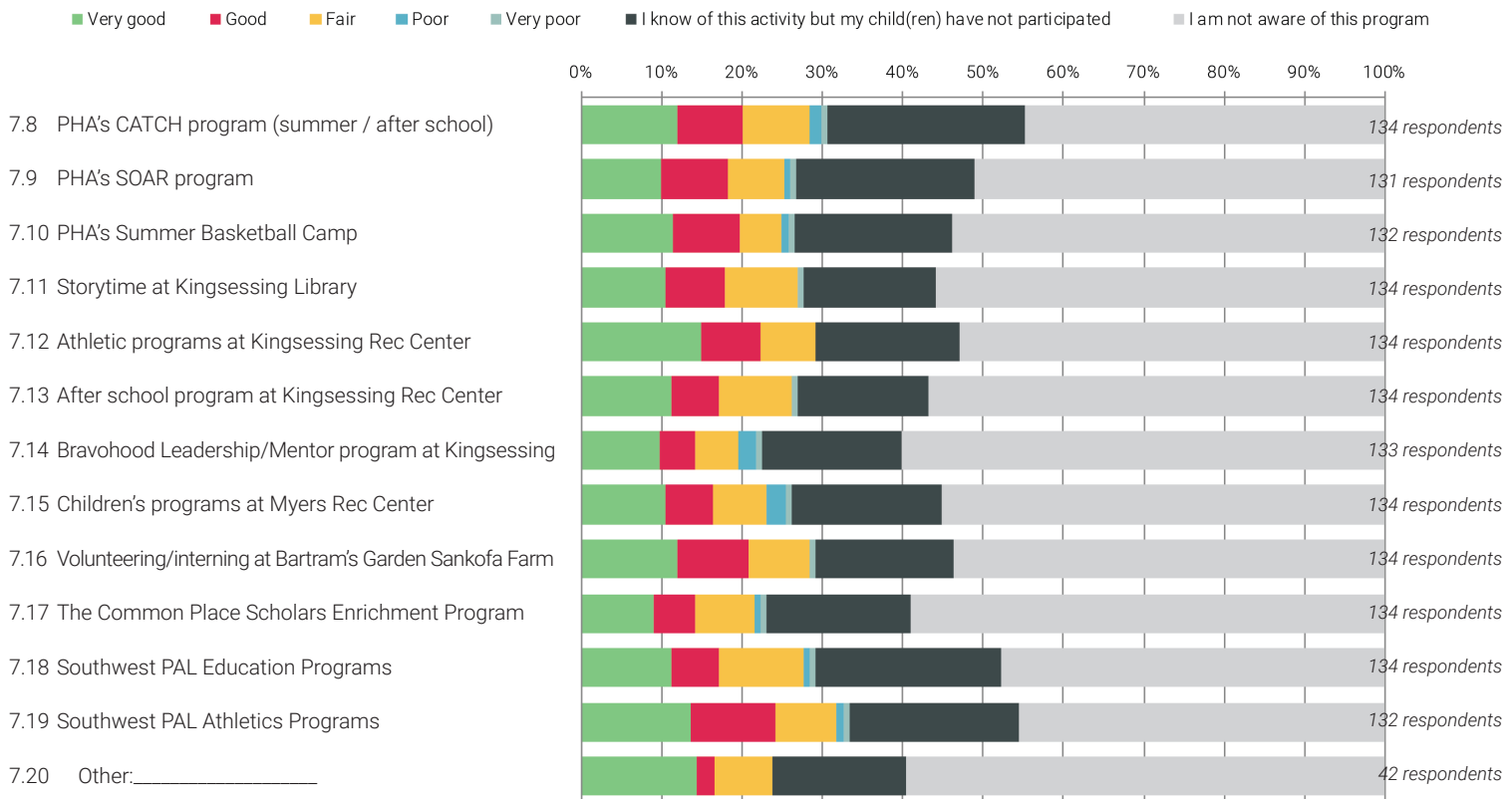
Where do children living at Bartram Village go to school?



7.7 What additional services would help your child/children do well in school? **[132 respondents]**

- a. Homework club on-site at Bartram Village **72 respondents**
- b. Individual tutoring **75 respondents**
- c. Behavioral counseling **54 respondents**
- d. Longer school days **17 respondents**
- e. Summer programs **69 respondents**
- f. Other **8 respondents** "free to little cost summer or aftercare programs" "Free WIFI for residents"
no response (3) "learn another language" "He's an Honor's Student"
"programs to prepare you for the next grade"

Do your children participate in any of the following activities and how would you rate the quality?



7.21 If they do not participate in any of these activities, why don't they? **[113 respondents]**

- a. Cost **5%**
- b. Location **3%**
- c. Unaware of available programs **49%**
- d. Not interested **17%**
- e. Other **27%** "Unaware of programs, cost" "Cost, location and unaware of available programs" "cost location and unaware of available programs" "he got out of school late" "cost location and unaware of available programs" "they attend other programs" "no response"(5) "Child is too old" "High School keeps them busy" "in school participation" "unaware and not always safe" "safety reasons" "Location and unaware of program were both selected" "Space left blank" "They good" "other program" "need more info" "na"(2) "Cost and location"(2) "Age and cost" "autism and disability" "Nutter Center program" "havent signed up" "children are disrespectful and staff is rude"

7.22 Would you be interested in any of these programs for your children? (Choose top 3) **[114 respondents]**

- a. Arts and crafts **65 respondents**
- b. Music and dance **64 respondents**
- c. Sports and recreation **56 respondents**
- d. Academic enrichment **36 respondents**
- e. STEM program **17 respondents**
- f. Mentoring program **38 respondents**
- g. Youth employment program **42 respondents**
- h. Computer classes **46 respondents**
- i. Homework help **51 respondents**
- j. Drug / Violence prevention **21 respondents**
- k. Stress management and coping skills **40 respondents**
- l. Healthy living (exercise, eating, cooking) **34 respondents**
- m. Other **7 respondents** no response (3) "Gymnastics" "college Annie" "enrolled in one" "financial training and many of the above"

7.23 If you have high school-aged children, what path are they taking after high school? **[74 respondents]**

- a. Entering workforce **20%**
- b. Pursuing job training or apprenticeship **7%**
- c. Attending a 2-year college to pursue an Associate’s degree **11%**
- d. Attending a 4-year college to pursue a Bachelor’s degree **19%**
- e. Other **43%** “Marines” “Military” (2) N/A (10) no response (9) “entrepreneurship” “toss up between choices”
 “Under 18” “do not have high school children” “Entering workforce and Attending a 2 year college”
 “Entering workforce, Attending 2 year college and Attending 4 year college” “Entering workforce and pursuing
 job training/apprenticeship” “pursuing job training and attending 2 year” “attends college readiness at
 Philadelphia school district on Wednesdays” “entering work force and attending 4 year”

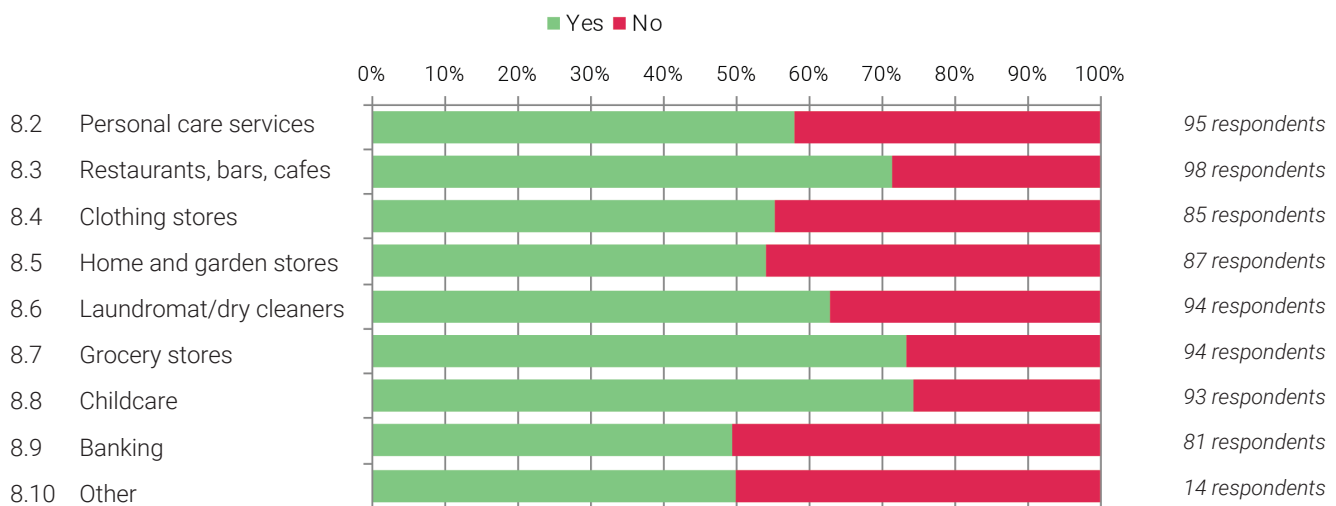
SHOPPING/SERVICES - Section 8

8.1 Do you feel the shops and services in your neighborhood are affordable? **[244 respondents]**

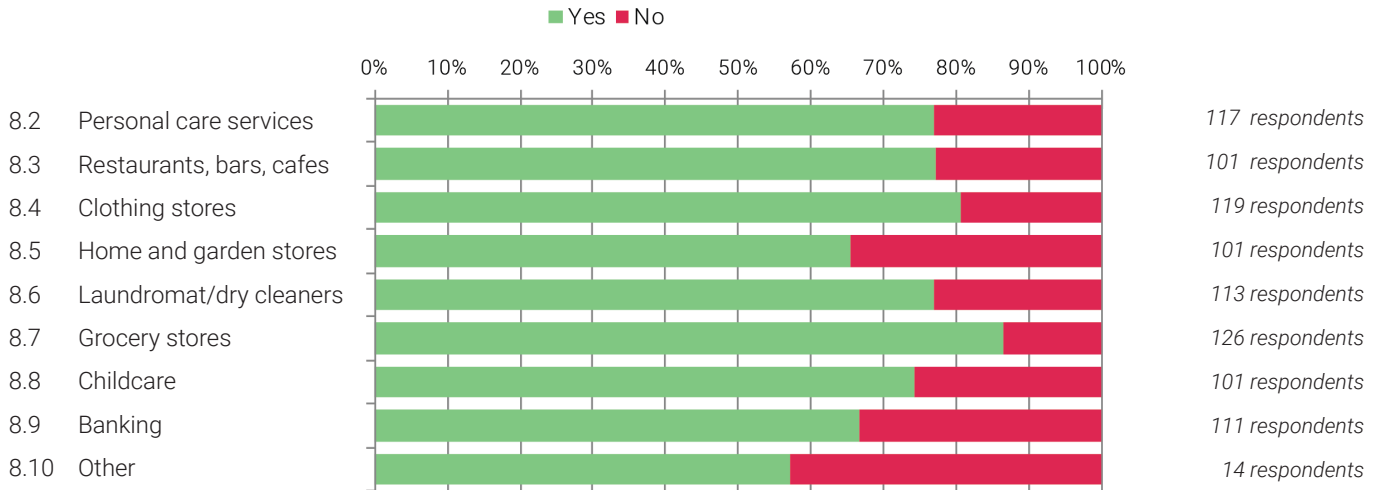
- a. Yes **68%**
- b. No **32%**

Are the following types of stores/services that you use available within a 5- or 10-minute walk from home? If not, do you think they are needed?

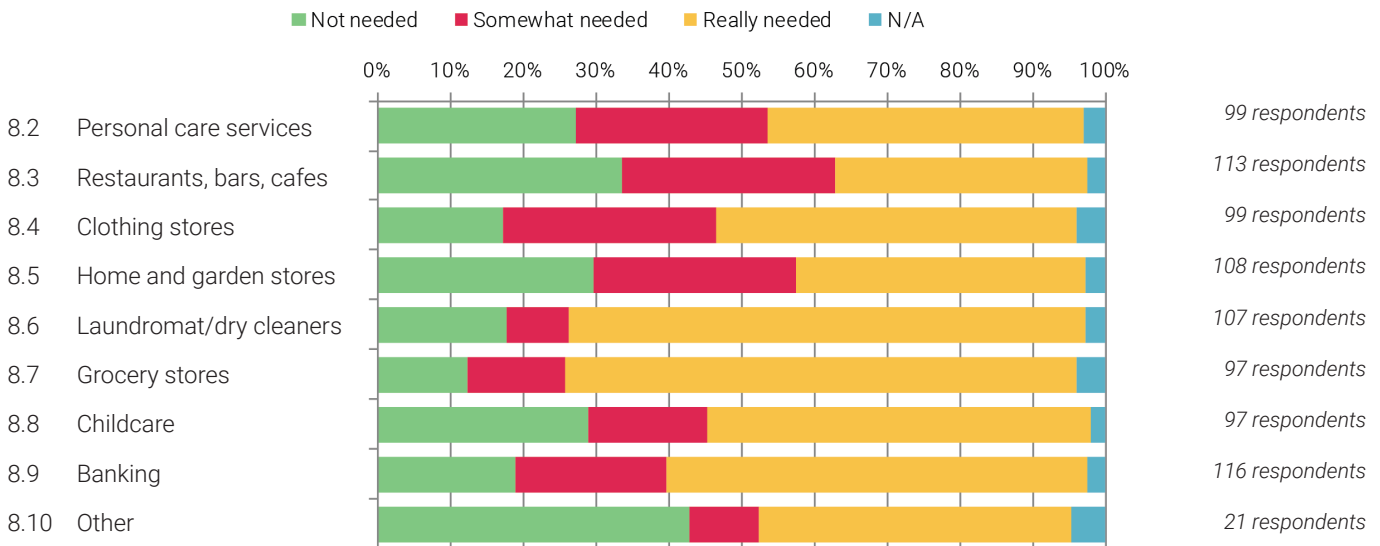
Are these services available within a 5-minute walk?



Are these services available within a 10-minute walk?



Do you think these services are needed?



“gym” “auto supply” “bike repair” “I don’t care about this stuff” “n/a” “movie theatre, bowling, etc.”

8.11 What improvements do you think should be made to the Chester Avenue and Woodland Avenue commercial corridors to make them more inviting? (Choose top 3) **[215 respondents]**

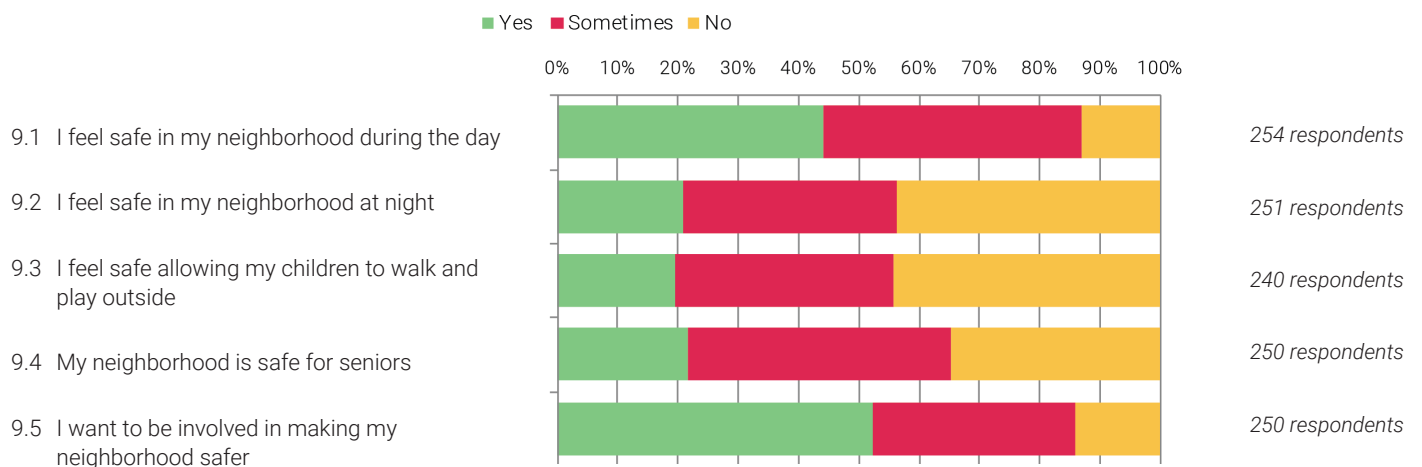
- a. Brighter lighting **140 respondents**
- b. More street trees and flowers **58 respondents**
- c. Safer, more visible crosswalks **104 respondents**
- d. Safer, more attractive routes to the corridors **60 respondents**
- e. Benches (or other street furniture) **97 respondents**
- f. More trash and recycling receptacles **88 respondents**
- g. Banners and signage to create a consistent identity **42 respondents**
- h. More parking **61 respondents**
- i. Updated parking meters/kiosks **24 respondents**
- j. Façade improvements/Beautification **44 respondents**
- k. Other, please specify **13 respondents** no response (7) **“more of a police presence”** **“Streets paved”**
“save a lot” **“I don’t know”** **“safer streets”** **“people need to feel safe”**

8.12 Would you like to see more commercial and retail businesses locate in the area of Lindbergh Boulevard and Grays Avenue? **[215 respondents]**

- a. Yes **90%**
- b. No **10%**

PUBLIC SAFETY - Section 9

Please indicate if you agree or disagree with the following statements:

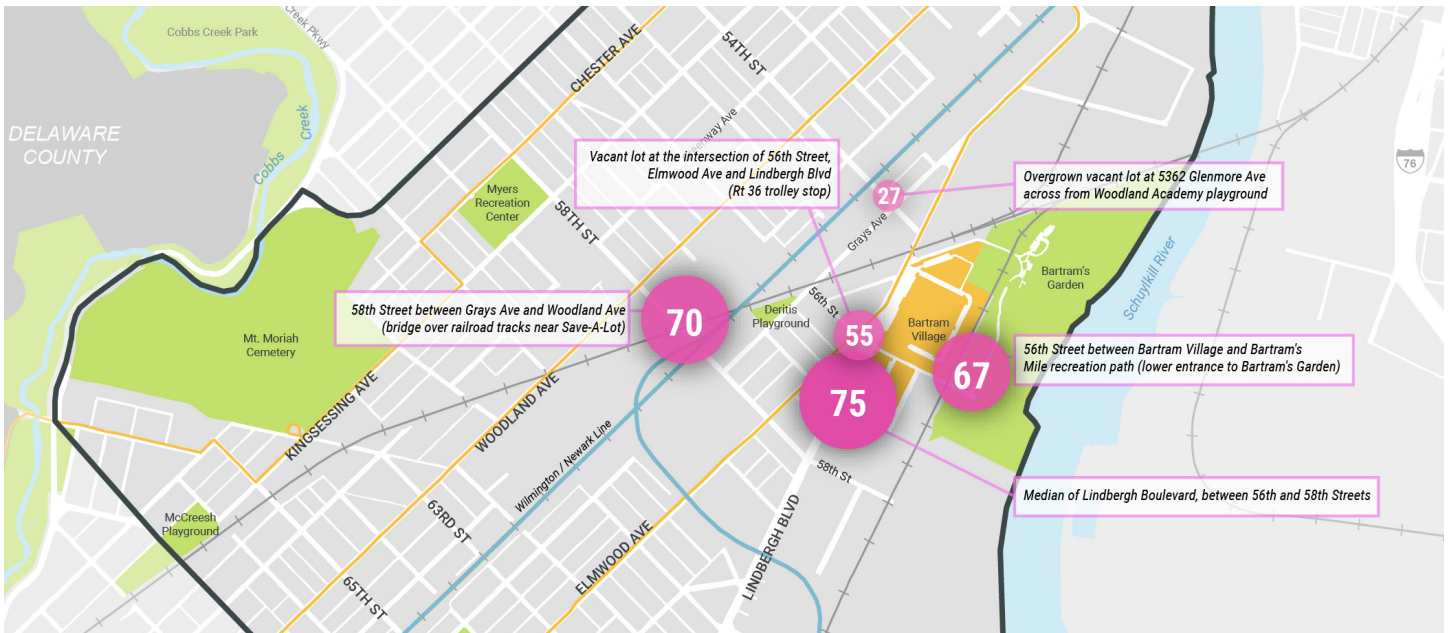


- 9.6 What are the top three public safety issues in your neighborhood? (Choose top 3) **[232 respondents]**
- a. Gang activity **86 respondents**
 - b. Drug activity **176 respondents**
 - c. Theft of personal property (cell phone, wallet, purse) **55 respondents**
 - d. Household theft **35 respondents**
 - e. Traffic safety **59 respondents**
 - f. Gun violence **151 respondents**
 - g. Domestic or child abuse **39 respondents**
 - h. Homelessness **44 respondents**
 - i. Abandoned buildings **43 respondents**
 - j. Other **12 respondents** no response (6) “Constant surveillance makes me afraid” N/A “une”
“kids vandalizing everything” “really not that bad” “mental health”
- 9.7 What changes would make the neighborhood feel safer to you? (Choose top 3) **[216 respondents]**
- a. Fewer vacant lots/abandoned buildings **87 respondents**
 - b. Less trash and illegal dumping **95 respondents**
 - c. Fewer scrap yards and abandoned vehicles **38 respondents**
 - d. Better street and site lighting **103 respondents**
 - e. Block captains or neighborhood watch program **72 respondents, 33%**
 - f. More visible police presence (Ex. Park and walk, mounted patrol, bike patrol) **113 respondents**
 - g. Enhanced communication and partnership with 12th District Police **36 respondents**
 - h. More security cameras in public spaces **104 respondents**
 - i. Increased awareness of anonymous tip line **29 respondents**
 - j. Victim assistance and other services **48 respondents**
 - k. Safer, brighter crossings over railroad tracks and at major intersections **68 respondents**
 - l. Other **7 respondents** No response (4) “more police” “prayer” “less guy groups standing around”

9.8 Which site or location would you most like to see transformed, cleaned and greened? (Choose one)

[210 respondents]

- a. Median of Lindbergh Boulevard, between 56th and 58th Streets **36%**
- b. 58th Street between Grays Ave and Woodland Ave (bridge over railroad tracks near Save-A-Lot) **33%**
- c. Vacant lot at the intersection of 56th Street, Elmwood Ave and Lindbergh Blvd (Rt 36 trolley stop) **26%**
- d. 56th Street between Bartram Village and Bartram's Mile recreation path (lower entrance to Bartram's Garden) **32%**
- e. Overgrown vacant lot at 5362 Glenmore Ave across from Woodland Academy playground **13%**



TRANSPORTATION - Section 10

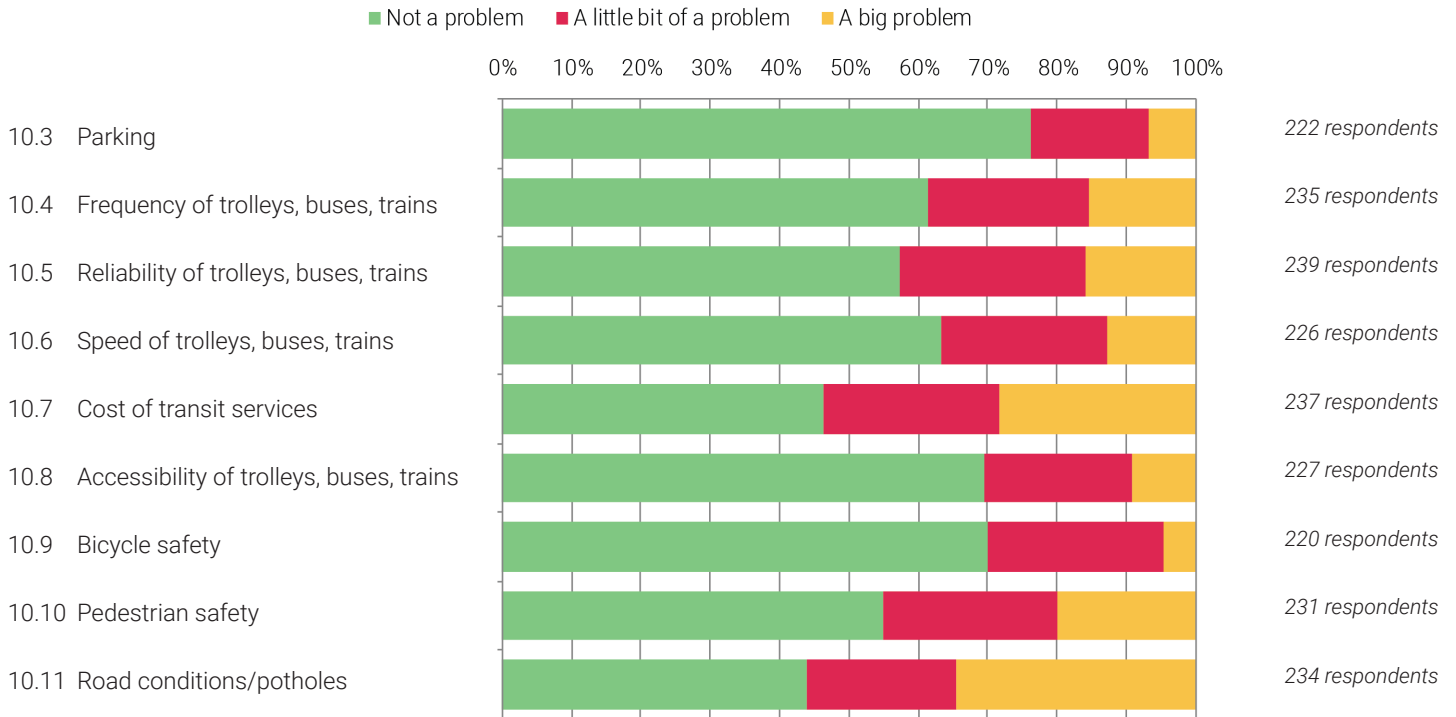
10.1 What form of transportation do you take most often? **[251 respondents]**

- a. Walk **72 respondents**
- b. Drive **61 respondents**
- c. Transit (trolley, bus, train) **167 respondents**
- d. Bicycle **7 respondents**
- e. Get a ride from a friend/family **30 respondents**
- f. Take a taxi/Uber/Lyft/ride share **23 respondents**

10.2 If employed, how do you get to work most often? **[227 respondents]**

- a. Walk **5%**
- b. Drive **14%**
- c. Transit (trolley, bus, train) **31%**
- d. Bicycle **0%**
- e. Get a ride from a friend/family **3%**
- f. Take a taxi/Uber/Lyft/ride share **0%**
- g. I work from home **0.5%**
- h. I am not employed **47%**

Do any of the following issues present a challenge in your daily life?



10.12 Which trolley stop do you use most often? (Choose one) **[231 respondents]**

- a. Grays Avenue & 51st Street **4%**
- b. Lindbergh Boulevard & 54th Street **58%**
- c. Elmwood Avenue & 56th Street **26%**
- d. Elmwood Avenue & 57th Street **10%**
- e. Elmwood Avenue & 58th Street **2%**



10.13 What amenities would you like to see at improved trolley stops in the neighborhood? (Choose top 3)

[234 respondents]

- a. Real-time information **94 respondents (15%)**
- b. Canopy/shelter **85 respondents (14%)**
- c. Benches **170 respondents (28%)**
- d. Trash & recycling receptacles **90 respondents (15%)**
- e. Art **38 respondents (6%)**
- f. Lighting **98 respondents (16%)**
- g. Key kiosk **32 respondents (5.3%)**

NEIGHBORHOOD - Section 11

11.1 Which of the following issues do you think negatively impact the neighborhood? (Choose top 3) **[231 respondents]**

- a. Sidewalk conditions **53 respondents**
- b. Litter in public areas **119 respondents**
- c. Scrap/junkyards and chop shops **56 respondents**
- d. Dumping of trash at Bartram Village and in the neighborhood **117 respondents**
- e. Vacant lots **46 respondents**
- f. Unsafe street crossings across Lindbergh Avenue **114 respondents**
- g. Unsafe railroad crossings **41 respondents**
- h. Poor lighting in the neighborhood **83 respondents**
- i. Noise **38 respondents**
- j. Other **11 respondents** "guns and home invasions" "Drugs/guns" (2) "the people" "crime (Burglary, robbery, etc)" "illegal activities" "people hanging around"

11.2 Which of the following amenities are needed most in your neighborhood? (Choose top 3) **[226 respondents]**

- a. Library **139 respondents**
- b. Playground/tot lot **128 respondents**
- c. Athletic playing fields **78 respondents**
- d. Walking/running trails **44 respondents**
- e. Neighborhood park **64 respondents**
- f. Bike trails with more connections to Schuylkill River Trail & Cobbs Creek Park/Greenway **30 respondents**
- g. Community gardens **31 respondents**
- h. Dog park **47 respondents**
- i. Public art/murals **43 respondents**
- j. Farmers market **61 respondents**
- k. Better access to the waterfront **47 respondents**
- l. Vacant lots that are well-taken care of and green **49 respondents**

11.3 Which park or green space would you like to see improved or renovated? (Choose one) **[221 respondents]**

- a. Kingsessing Rec Center **36%**
- b. Myers Rec Center **19%**
- c. 48th & Woodland **27%**
- d. Clark Park **14%**
- e. Deritis Playground **3%**
- f. Connell Park **5%**
- g. McCreesh Playground **2%**
- h. 63rd & Lindbergh Park **22%**
- i. Other **14%** "Malcolm X Park 52nd and Pine - repaint same color" "all of these (5)" "kingsessing, myers, 48th and woodland, 63rd and Lindbergh Park (2)" "kingsessing, myers, 48th and woodland, clark park" "kingsessing, myers, 48th and woodland" "kingsessing, myers 48th and woodland, clark, connell park" "these 3 a lot" "Myers, Clark, 63rd & Lindbergh Park" "clark, kingsessing, 48th and woodland rec centers" "Kingsessing Rec & Myers Rec" "Bartram's Gardens" "Bartram's Village (2)" "unsure (2)" "none" "N/A" "kingsessing, myers, clark, mcreesh" "I don't frequent these areas" "most of these have been done" "access to bartram gardens"

11.4 Which neighborhood vacant lots, if any, would you like to see become permanent community green spaces?

[164 respondents]

"N/A (40)"

"Unsure/I don't know (20)"

"None (12)" "No (5)"

"All of them (11)"

"Bartram Village (5)"

"Bartrams Garden (4)"

"56th & Lindbergh Blvd (5)" "56th and Elmwood and Lindbergh Blvd (2)" "56th & Elmwood Ave (5)"

"48th & Woodland Ave (4)"

"58th st. between grays and woodland (3)" "the one by save a lot/rail crossing"

"Myers (3)"

"54th & Grays Ave (2)" "54th street (2)" "54th greenway" "54th and Lindberg Avenue" "Along Grays Ave" (2)

"58th and Lindbergh (2)" "Lindberg Blvd (2)" "58th and elmwood" "mostly the walk way on 58th st need stopping center weed's"

"Clark Park (2)"

"47th st woodland ave."

"49th Woodland"

"49th Pascal"

"55th and woodland"

"56 & Streets"

"60 Woodland Ave"
 "63rd lindbergh"
 "Bartram"
 "Kingsessing"
 "The community recs"
 "Any one that is close to the children"
 "There could be more trees"
 "Yes"
 "Good"
 "The vacant lots should be kept clean"
 "Somewhere the homes are to bad to be repaired"
 "I don't travel outside Bartram Village into the SW community"
 "16th and Cecil Bmoore corner of Broad and Girard"
 "I don't see or pay attention to them"
 "Add a roller skating rink somewhere"

11.5 What streets in the neighborhood need more trees and greening? **167 respondents**

"N/A (39)"	"Chester Ave"
"Lindbergh Blvd (18)"	"47th Street"
"Elmwood Ave (17)"	"49th to Island Ave"
"All streets" (16) "All of them in Philly"	"59th Street"
"Woodland Ave (16)"	"60th Street"
"Don't know/Not sure (13)"	"61st Street"
"54th Street (12)"	"62nd Street"
"56th Street" (9)	"63rd Street"
"None (7)" "No (3)"	"65th Street"
"58th St/Greenway (6)"	"Too many" "I think there is enough"
"Grays Ave" (5)	"Myers Rec Center"
"57th Street (4)"	"Bartram Garden"
"48th Street" (3)	"Center City"
"Kingsessing Ave (2)"	"The drive"
"All side streets (2)"	"Connell Park"
"Bartram Village (2)"	"Gaffrey"
"Bartram Ave/Drive (2)"	"Paschall"
"Kingsessing Rec"	"Harley Ave"
"Greenway"	

11.6 Looking into the future, how would you like the next generation to view this community? **212 respondents**

Safe

"Safe (7)" "Safety (2)" "Safe, clean (2)" "A lot safer (2)" "It needs to be safer" "Make it safe"
"Safe and beautiful (3)"
"Safe community for adults and kids "
"As a safe and gun free community"
"Safe, quiet"
"As a safe place to come relax and visit"
"As a self-sustained safe space"
"Safe place for kids"
"I'd like the future generations to view this community to see this as a safe and loving place."
"Safe and prosperous"
"Safe and accessible"
"Safe and healthy"
"As a good one and safe"
"Being nice and safe" "A safe nice community" "Safe and nice area to live" "Safe community"
"A safe environment, a place to call home"
"I would like the next generation to view Bertram safe"
"By moving to a better community that's safer for my children"
"Comfortable, safe, clean, no violence or drugs"
"As a physical and psychologically safe environment"
"To become a place where I can feel happy about raising my sons and not feel as if something bad will happen."
"I would want them to view it as a safe haven or as a place that helped them become successful"
"As a safe place to live" "As a safe, lovely place to live" "As a safe place to live and visit"
"Safe and clean neighborhood to go outside to play safely without gun violence or selling drugs"
"As an oasis, a safe haven, and a fresh start"
"Safe, secure, affordable"

Beautiful

"Beautiful (4)" "Beautiful place of living"
"As a beautiful safe place to live (2)" "A beautiful and peaceful place to live" "Beautiful, safer, better"
"Colorful and Pretty" "Art work"
"Pretty clean with trees. Shade and pretty paintings on walls."

Kid- and family-oriented

"More kid-oriented things" "Add places for kids"

"Have more activity for the family, kids, and more stores for the neighborhood"

"More things for the child to do" "More activities for children and adults" "Upgrade more things for the kids"

"As a beautiful place to raise a family"

"Family oriented"

"As a place where you can raise your family"

"A better place, more playgrounds"

"Better future for kid."

"Clean, safe, good place to raise a family."

"A safe place to raise a family"

"Safer place for kids to play"

"As a very safe and affordable place for families"

"As kids should, not how they see others"

Peaceful

"Peaceful and relaxing"

"As a place for peace and relaxation"

"Peaceful safe clean"

"Peacefully" "Peaceful"

"As a pleasant and welcoming neighborhood"

"I see people living together, working together, getting along, more police along. All residents confirming identity to ensure how they really are."

"Safety, better traffic lights, values of a better community"

Clean

"As a nice clean environment safe"

"Safe clean"

"Clean" "Cleaner, less noise"

"As a clean and healthy environment to be in."

"I would like them to view this community as a good neighborhood, nice and clean."

"Not dirty Clean environment"

"As a pristine place to grown in"

"Clean, safe, bright"

"As one where you can feel safe, bring your children or family knowing you can eat out, go to clean, nice parks, and take walks in bright neighborhood"

Better

"I want the future generation to be better than what's happening right now. (2)"

"Better (2)" "As a better neighborhood (2)"

"Take better care of the neighborhood and also get rid of drug activity"

"Different from this generation appreciate it way more"

"Its a nice change"

"Better living and safety"

"I hope they do better than the people of today"

"That the community got better over time"

"Has it improved"

Resource-full

"Clean, helpful, resourceful, liveable"

"More jobs/ fair market, housing"

"A safe place with opportunities and programs beneficial to their up bringing"

"As a good place to meet and network with people"

"Closer strip mall locations"

"Bigger, smarter, more networking"

"Education Occupation Health Care Housing & Transportation"

"Longevity/ health"

"Full of good role models"

"As a safe, educational community"

"A prosperous and thriving neighborhood"

"Better affordable privd schools"

Loving / Respectful

"Respect (3)" "I would love for all to get along and respect each other."

"As a community that works together"

"As safe and a good helping community"

"Safe, friendly and inviting to all"

"As a safe, loving, caring, clean community"

"In a caring way and that it should be taken care of"

"That it is clean, that neighbors are good to each other. That people enjoy each other's company"

"Take care of the community, make it a safe community."

"I hope that the people in the area take care of it when it is fixed"

"As a drug free, friendly community"

A place to be proud of

"As a place that is safe and beautiful. A place to be proud of"

"I would like them to look and not to think that it is a slum"

"Be proud of it. Take care and respect"

"As a good place to have lived"

"As a very good place to live"

"A place to be proud of"

"I would like the next generation to view this community as a safe haven and one that not only meets our youth needs but help them to become more successful individuals. I want the next generation to be proud to be a part of the Bartram's Garden family (community)."

"As a nice neighborhood where they can be proud to call home"

"As a place to take pride in and call home"

"I would like them to view it from a positive perspective"

Greener

"As a eco friendly neighborhood"

"More green spaces"

"Well taken care of in terms of green spaces, trash/recycle bins, open for youth to explore/play and welcoming for visitors."

"Clean green"

"With tree and playground"

"I would like them to see it was a nicer, greener place to live without the violence!"

"Green and peaceful"

Great / Good

"Great (3)" "Good (2)" "Be very good" "Excellent (2)"

"A great place to live" "A good place to live and take care of"

"Good feel in future"

"great= well my grand's loves coming and watching you grow"

"As a great community" "A good community to live in"

"Well put together Great community"

"As nice" "A nice place to live"

"Very good & Safe environment"

"In a good matter"

History

"I would like the next generation to know where Bertram started or just the history."

"Historical"

Fun

"Very good after work is done."

"Fun, safe, beautiful"

"Safe, clean, and enjoyable"

"As a safe, fun place to live."

"Vibrant"

"Enjoy"

Other

"N/A (18)" "Not sure / don't know (4)"

"Yes (3)"

"Walkable"

"To be more aware of surroundings"

"Nice townhomes, trees"

"None"

"Positive, more involvement"

"Mixed races financially stable and financially struggling families"

"Woodland Avenue"

"Everything renovated!"

"Sofa"

"Upscale"

"Very well"

- 11.7 What did we forget? What else would like to tell us about your housing, available services, or neighborhood, that you would like us to try to address in the planning process? **178 respondents**

Relocation

"I'm nervous that we may not have a place to live"

"Apartment units are outdated. Rodents and roaches are a big problem. Relocation/reconstruction is much needed"

Services

"Shopping mall, daycare, supermarket, somewhere to wash clothes"

"On-site daycare for adults working with children"

"Jobs that hire residents within where they live to help seniors"

"Senior services" "Just don't forget seniors"

"Availability of grocery stores and laundromats"

"Conflict resolution, complaints about neighbors"

"Mental health support for residents - harassing other residents (episodes & voices)"

Public Safety

"We need a new police station with adequate parking. The one on 65t and woodland is old and cramped."

"I would like for Bertram village to have an on site security presence 24hrs a day seven days a week. "

"Just more cameras"

"Keep our family safe from all the drugs and guns. Innocent people getting hurt due to others and their lifestyle."

"Crossing guards"

"Not safe for me and my son not accustomed to this "

"I believe there should be police officers that the community can relate to. Allow black officers to police our community. White officers does not understand the plight of blacks/african americans."

"Just clean up the area by more policing, no criminal activities and the likes there of"

"Safe environment"

"This environment is not safe for families. My children do not come outside to ride bikes or play in parks. Police response is slow."

"Its very dangerous me and my children ran from bullets getting out of the car, very disturbing."

"Just make it safer"

"More police presence"

"People that let people live with them that do not belong there when reported it shouldn't be a problem with them leaving the grounds"

"Curfew for under age kids"

"Getting rid of the drug dealers and offering services for people who don't listen to music and go to church"

Design Features

"I would like a house with a big backyard"

"Definitely would be easier to work from home, home school etc. with free WIFI!"

"I would like the Bertram village computer lab to have new computers, faster internet speed and the computer lab hours operate from mon-fri 9-6"

"Bigger parking lots"

"More living space for family that got 2 and a mother in 1 bedroom"

"Better lighten -better security"

"I would like no upstairs"

"Want to see beautiful gardens so you can eat lunch outside of your apartment, want better cleanliness"

"Need more space in units and better maintenance"

"Mailboxes, available 24/7"

"Accessible location for senior units (the hill is too long)"

"New housing, Need to be updated"

"Safe affordable housing"

"Air conditioners would be great for the units especially the elderly."

"Air in the apartments"

"I would like a cleaner building to live in"

"I'm most interested in the unattractive presence and rodent infestation trash causes more recycling receptacles are necessary. I'm also most interested in any and all homeownership opportunities. I'm in love with this area & my neighbors are truly caring folk."

"I would like to see more houses than apartments. Too many families are packed in one building starts the drama in our community."

"Backyards for residents for safer areas for children to play"

"More space in the rooms. more storage in units. "

"I wish we had a work space so we can still be bale to communicate"

"Nosie control. There is always loud music played after late hours"

"Noise is a real frustration, especially late when we are trying to sleep "

"Fire escapes"

"More on getting bigger units"

"Murals"

"Just beautiful....maintain the green space and bring back tenants that will take care of it"

Children

- "Fun for the children & babies to do"
- "Recreation for children"
- "A neighborhood drill team"
- "More activities for the children"
- "We need more positive programs for our kids"
- "Better playground"

Current Housing

- "That I would like to be transferred soon and into a house instead of an apartment"
- "Just want to move because of discrepancy with neighbor and home invasions extending over 7 years."
- "An opportunity to be placed with Section 8 housing"
- "I hope to get better maintenance because my building has a real mouse problem and they are ruthless"

Planning Process

- "You did not inform me of your planning"
- "Instead of judging the community be more hands on "
- "Keep me informed though the redevelopment process."
- "Doing a good job, getting info"

Other

- "N/A (35)"
- "No / Nothing at this time / none (41)"
- "All of the above (3)"
- "You got it all (2)" " Y'all covered pretty much everything" "Very good" I don't think y'all forgot anything" "You really didn't forget anything" "Covered my concerns (2)" "I think you guys covered most of it." "Everything ok" "Got everything covered"
- "Better financial aid, budget, food shopping"
- "Woodland Avenue"
- "They should have more job openings for young teens maybe like summer camp jobs, after school care help because at that age its really hard to find help"
- "I want the people to appreciate that they have an opportunity to live somewhere they are happy to see. The trash & the drugs have got to go! Those who let their children tear up!"
- "I like it; it's just the people that make it bad"
- "You're good"
- "I am really appreciative for all PHA do for me"
- "Thanks"

"Better housing"

"More houses developed"

"People getting together and cleaning the streets. Volunteering and group activities wheelchair accessible homes, separate entry doors, more playgrounds, handicap accessible"

"To move my children and self into a better neighborhood"

"Hoping that the next tenants would take better care and more pride in where they live"

"As nice"

"When I get my income taxes I like to pay more than 3 months in advance"

"Pha give all the support and resource"

"As far as cable tv, comcast when you pay your bill, you pay for the cell phone, cable television, internet computer as well, with just one bill paid."

"I think that this is a very find area to live in"

"I don't know"